

Recent Evaluation Highlights STARS Community Services Transitional Age Youth Program

March 2009 FMHI Conference Presentation
Primarily FY 06-07 & 07-08 Data

Karyn L. Dresser, Ph.D., Dir. Research & Program Practices
Peter Zucker, Ph.D., V.P. Clinical Services
Stars Behavioral Health Group



TAYP Program Profile

- Operated by *Stars Behavioral Health Group* (SBHG) in Alameda County, California, since 1998 (one among 4 TAY-focused programs affiliated with SBHG statewide)
- 86 older youth & young adults served annually (on average), increased to 114 in recent years, with 37 newly enrolled and 34 discharges per year
- Community referrals from psychiatric hospitals (27%), crisis services (15%), child outpatient providers (15%), residential providers (10%) and equal numbers from child welfare, juvenile justice, private practitioners, self/family and the mental health access unit (6% each)
- All referrals screened for eligibility through the county-operated multi-agency *Transition Age Team* (TAT)
- One other TAY-focused mental health program exists in the county (not operated by SBHG), and serves many homeless youth in Berkeley

TAYP & TIP?

- The program is not currently funded to achieve TIP, and has not implemented the TIP model, although it does strive toward this aim
- The caseloads are 15-20 older youth/young adult per staff, whom are *Qualified Mental Health Professionals* under California's Medi-Cal specifications (Bachelor's plus 4 years experience), supported by 2 *Licensed Practitioners of the Healing Arts* (or supervised registered clinical interns), and a clinical supervisor
- Staff receive orientation -- but not intensive training -- on TIP practice elements (e.g., strengths discovery, crisis planning, rationales, social problem solving, etc.), and clinical practice and documentation is monitored for treatment focus on transition domains
- The TAYP received a 2006 *Service Excellence Award* from the *National Council on Community Behavioral Healthcare*, in part due to its positive impact on reducing psychiatric crisis episodes and hospitalizations

Other Practices in Use

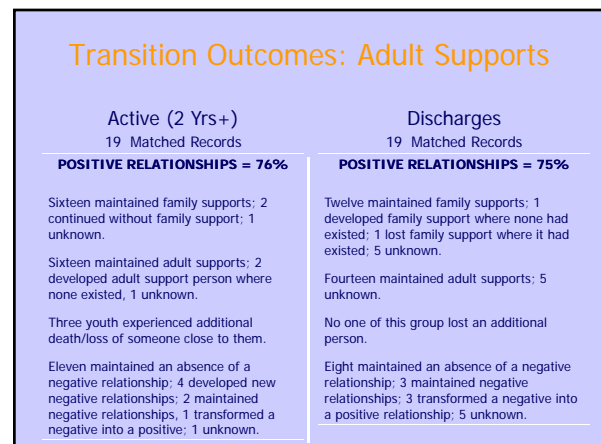
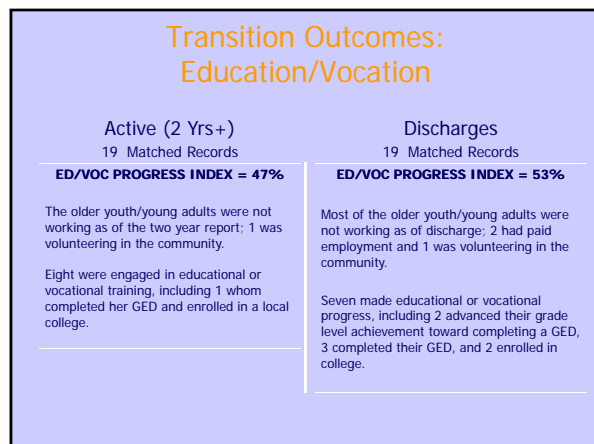
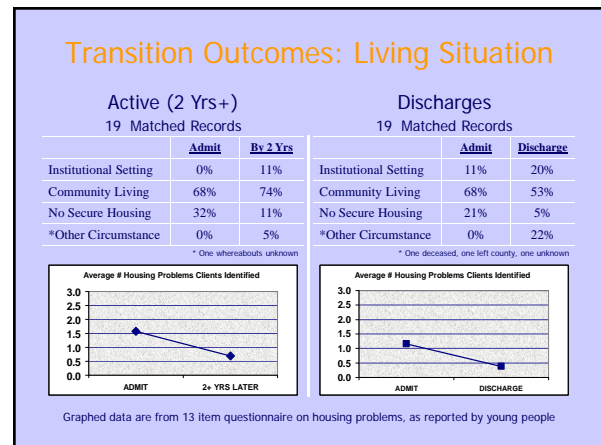
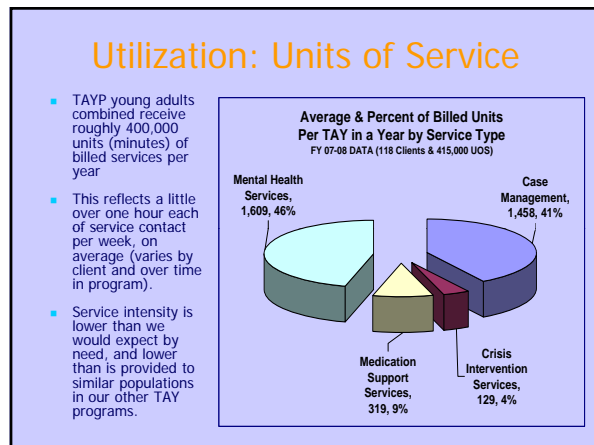
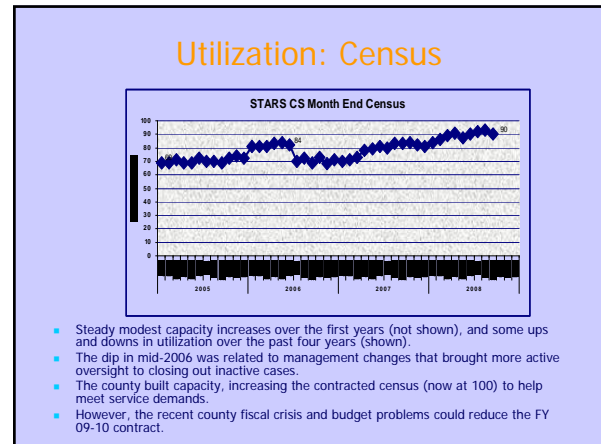
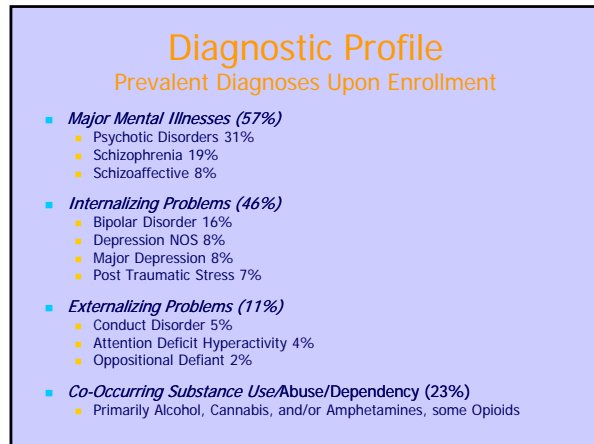
- Wellness Recovery & Action Planning* (WRAP) groups, staff led with youth/young adult co-facilitators
- Aggression Replacement Training* (ART), groups facilitated by one certified staff
- Motivational Interviewing* (MI), staff participated recently in county-sponsored trainings

Demographic Profile Age Upon Enrollment

- Ages 17-24 (Median = 19; Average = 19.5)
- 71% Male
29% Female
- 43% African American
27% Anglo American
18% Latino/Hispanic
10% Asian American

Transition Profile Status Upon Enrollment

Living Situations:	Adult Supports:
Institutional Settings 16%	Family Available 85%
Community Settings 76%	Other Adult Available 92%
No Secure Housing 8%	Death/Lost Someone 11%
	Problem Relationship 30%
Education/Vocation:	Health & Functioning:
High School Grad 45%	Aggressive Behaviors 48%
Vocational Training 36%	Substance Abuse Risk 53%
Volunteer Service 5%	Self-Harm Risk 26%
Paid Employment 8%	Arrests or Detentions 15%



Transition Outcomes: Risk Behaviors

Active (2 Yrs+)			Discharges		
19 Matched Records			19 Matched Records		
Percent with Medium to High Risk:			Percent with Medium to High Risk:		
	Admit	By 2 Yrs		Admit	Discharge
Aggression	26%	26%	Aggression	58%	58%
Substance Abuse	37%	42%	Substance Abuse	58%	58%
Self-Harm	11%	5%	Self-Harm	26%	32%
Arrests/Detentions	11%	5%	Arrests/Detentions	26%	16%

Risk ratings completed by clinicians on 4 point scale none, low, medium, high.

Areas for Quality Improvement

- Review, refine & test risk behavior ratings and explore correlates & predictors of risk behaviors, including clinical, ecological and socio-cultural factors
- QIT on motivating youth to attend group services to full benefit
- Increase staff use of senior SBHG clinical consultation
- Continue high level of participation with county COD initiatives and trainings
- Continue to pursue funding for full TIP implementation and increased average utilization

The End

- Thank you for listening!